

koikas acoustics PTY LTD

CONSULTANTS IN NOISE & VIBRATION

Commercial 1 (Unit 27)

+612 9587 9702

DELIVERING SOUND ADVICE

637-645 Forest Road

office@koikasacoustics.com

Bexley NSW 2207

www.koikasacoustics.com

ABN: 12 058 524 771

CERTIFICATE OF PERFORMANCE

IMPACT SOUND INSULATION


8 mm HYBRID FLOORINGS

BIG PANDA FLOORING PTY LTD

Issue Date: Thursday, 18 July 2024

Our File Reference: 6271C20240716tBigPandaFlooringPtyLtd_Hybrid8mm

DOCUMENT CONTROL

| | | | |
|---------------------------|----------------------------------------------------------------------------------------------------------------------------------------------------------------------------------------------------------------------------------------------------------------------------------|---------------|----------------------------|
| Project Title | Certificate of Performance Impact Sound Insulation 8 mm Hybrid Floorings Big Panda Flooring Pty Ltd | | |
| Project Number | 6271 | | |
| Document Reference | 6271C20240716tBigPandaFlooringPtyLtd_Hybrid8mm | | |
| Document Path | G:\Shared drives\KA Acoustics 2024\REPORT\Partition Testing Impact\6271 (tb) Big Panda Flooring Pty Ltd\6271C20240716tBigPandaFlooringPtyLtd_Hybrid8mm.docx | | |
| Date | Author | Review | Notes |
| 16/07/2024 | TB | JT | Report available for issue |
| Prepared by | Tony Basa Acoustical Consultant (M.A.A.S) Member of the Australian Acoustical Society - MAAS   | | |
| Client | Big Panda Flooring Pty Ltd Attention: Justin Huang E-mail: admin@bigpandaflooring.com.au | | |

The information contained herein should not be reproduced except in full. The information provided in this report relates to acoustic matters only. Supplementary advice should be sought for other matters relating to construction, design, structural, fire-rating, waterproofing, and the likes.



CERTIFICATE OF PERFORMANCE
IMPACT SOUND INSULATION OF 8 mm HYBRID FLOORING
BIG PANDA FLOORING PTY LTD

CONTENTS

| | | |
|------------|---------------------------------------------------------------|-----------|
| 1.0 | CONSULTANT'S BRIEF | 4 |
| 2.0 | IMPACT NOISE TESTING | 5 |
| 2.1 | PARTITION SYSTEM..... | 5 |
| 2.2 | IMPACT NOISE REQUIREMENTS | 6 |
| 2.2.1 | <i>BCA REQUIREMENT.....</i> | <i>6</i> |
| 2.2.2 | <i>AAAC STAR RATING PERFORMANCE REQUIREMENTS.....</i> | <i>6</i> |
| 3.0 | ASSESSMENT/TESTING PROCEDURES | 7 |
| 3.1 | PARTITION TESTING..... | 7 |
| 3.1.1 | <i>Generation of the sound field in the source room</i> | <i>7</i> |
| 3.1.2 | <i>Receiving space measurement.....</i> | <i>7</i> |
| 3.1.3 | <i>Reverberation time and background noise.....</i> | <i>7</i> |
| 4.0 | MEASURED RESULTS AND ANALYSIS..... | 8 |
| 5.0 | CONCLUSION | 12 |

TABLE OF APPENDICES

| | |
|-------------|--------------------------------------------------|
| Appendix A: | Calculations and Graphs for Impact Noise Testing |
|-------------|--------------------------------------------------|



1.0 CONSULTANT'S BRIEF

Koikas Acoustics was requested by Big Panda Flooring Pty Ltd to conduct impact noise tests of the following floor systems:

- Test 01: 8 mm Hybrid Flooring
- Test 02: 8 mm Hybrid Flooring + 3 mm Rubber Underlay

A total of two (2) tests were conducted which included the base ceiling/floor system of a concrete slab and suspended ceiling, and the two (2) above flooring tests.

The purpose of undertaking these impact noise tests was to quantify the acoustic performance of the flooring systems.

Test results were compared to the acoustic requirements of *Part F7 of BCA (Building Codes of Australia)* and the standards prescribed by the *Association of Australasian Acoustical Consultants (AAAC)*.

All measurements were carried out as per the guidelines and procedures outlined in:

- *AS/NZS ISO 140.7:2006 "Field measurements of impact sound insulation of floors"*

The rating was determined as per

- *AS ISO 717.2-2004 "Rating of sound insulation in buildings and of building elements"*.



2.0 IMPACT NOISE TESTING

2.1 PARTITION SYSTEM

Koikas Acoustics has been advised that the ceiling/floor system between the residential units is constructed with the following building materials:

- 200 mm Concrete slab,
- Suspended ceiling cavity of unknown thickness, and
- Plasterboard ceiling of unknown thickness.

Hereafter referred to as the “*existing ceiling/floor system*” (ECFS).

The tests were conducted with the following floor covering in conjunction with the selected flooring over the ECFS:

- Test 00: Bare concrete floor (ECFS only) – *for comparison purposes only*
- Test 01: 8 mm Hybrid Flooring + ECFS
- Test 02: 8 mm Hybrid Flooring + 3 mm Rubber Underlay + ECFS

The samples tested were approximately 1 m².



2.2 IMPACT NOISE REQUIREMENTS

2.2.1 BCA REQUIREMENT

Regarding the current BCA 2022, a floor in a Class 2 or Class 3 building must have a weighted standardised impact sound pressure level (L'_{nTw}), not more than 62 determined under AS/ISO 717.2 if it separates sole-occupancy units.

2.2.2 AAAC STAR RATING PERFORMANCE REQUIREMENTS

Reproduced from the Association of Australasian Acoustical Consultants (AAAC) Guideline for Apartment and Townhouse Acoustic Ratings, the following Table (Section C) describes the acoustic ratings regarding the Star Rating System.

| Table 1. Star Rating Requirements for Inter-tenancy Activities – Published by the AAAC | | | | | |
|----------------------------------------------------------------------------------------|--------|--------|--------|--------|--------|
| INTER-TENANCY ACTIVITIES | 2 Star | 3 Star | 4 Star | 5 Star | 6 Star |
| (c) Impact isolation of floors | | | | | |
| - Between tenancies $L_{nTw} \leq$ | 65 | 55 | 50 | 45 | 40 |
| - Between all other spaces & tenancies $L_{nTw} \leq$ | 65 | 55 | 50 | 45 | 40 |

Note, Koikas Acoustics is of the understanding that the impact noise ratings in Table 1 infer L'_{nTw} and not L_{nTw} . L_{nTw} is an impact noise rating derived from tests undertaken in a laboratory and L'_{nTw} is derived from field tests.



3.0 ASSESSMENT/TESTING PROCEDURES

3.1 PARTITION TESTING

3.1.1 Generation of the sound field in the source room

The sound field was generated by a Cesva MI006 Tapping Machine situated in the source room on the specific floor under test. Several measurement positions on each floor were tested as required by the standard.

3.1.2 Receiving space measurement

Impact noise levels were recorded in the receiving space with an NTi Audio XL2 spectrum analyser sound level meter. The spatial-averaging method of measurement was employed for impact noise tests with relevant traverse durations and minimum distances to reflectors and boundary walls observed.

3.1.3 Reverberation time and background noise

Additional measurements were taken of the background noise (L_b) and reverberation time (T). The background noise measurement was used to ensure that existing ambient noise did not influence the internal noise measurement. The reverberation time was used to calculate the amount of absorption (A) in the receiving room so that the measurement can be standardised to a reference reverberation time of 0.5 seconds.



4.0 MEASURED RESULTS AND ANALYSIS

The results of the acoustic tests are tabulated below. Comprehensive measurement and analysis data are presented as an Appendix to this report.

| Table 2. Summary of impact noise test results | | | |
|-----------------------------------------------------------------------------------|-------------------------|-------------------------|-------------|
| Flooring Sample | L_{nT,w} | AAAC Star Rating | FIIC |
| Test 00: Bare concrete floor (ECFS only) – for comparison purposes only | 63 | 2 | 42 |
| Test 01: 8 mm Hybrid Flooring +ECFS | 43 | 5 | 66 |
| Test 02: 8 mm Hybrid Flooring + 3 mm Rubber Underlay +ECFS | 44 | 5 | 65 |

Detailed calculations of the partition system impact noise insulation (ceiling/floor) are attached as **Appendix A.**



The following are also noted:

1. All tests were undertaken with the existing ceiling/floor system as described previously in this report.
2. The tested flooring system as listed in Table 2 (Test 01-02) has achieved both the BCA 2019 minimum requirement ($L_{nT,w} \leq 62$) and the AAAC Star rating of 5 for impact noise insulation.
3. The lower the $L'_{nT,w}$ rating the better the impact insulation.
4. The relation between Field Impact Insulation Class (FIIC) and Impact Insulation Class (IIC) can be described by the formula $FIIC + 5 \approx IIC$.
5. The higher the IIC and FIIC the better the impact insulation.
6. The higher the AAAC Star Rating the better the impact insulation.
7. The information contained herein should not be reproduced except in full.
8. The information provided in this report relates to acoustic matters only. Supplementary advice should be sought for other matters relating to flooring installation, construction, design, structural, fire-rating, waterproofing and the like.
9. Product installation details and methodologies must be sought from the product supplier, installer or other experts. Koikas Acoustics is not liable for any product defects.
10. The acoustic ratings provided in this report are indicative of a 1 m² sample and should be used for comparative purposes only. Acoustic ratings will vary depending on:
 - the testing environment/conditions,
 - materials/structures of the existing ceiling/floor system,
 - room volume,
 - internal layout and
 - workmanship.



Even with the same testing environment, acoustic ratings can vary from room to room and between buildings as no two buildings are identical. A fully laid flooring system typically presents a lower acoustical rating, i.e. up to 3 rating points less. For example, where the test results are compared against a 1 m² sample flooring system resulting in L'_{nTW} 41, the same flooring laid from wall to wall could result in an acoustical rating of up to L'_{nTW} 44 or more, which is a reduction in the acoustical performance rating.

11. Floor covering must not make contact with any walls or joineries (kitchen benches, cupboards etc). During the installation of any hard floor coverings, temporary spaces of 5~10mm should be used to isolate the floor covering from walls and/or joineries and the resulting gaps should be filled with a suitable mastic type sealant or off-cut of underlay or the equivalent where available. The acoustic integrity could be degraded if the above precautions and treatments are not implemented. Refer to Figures 1 and 2 below for details of the proper installation of flooring materials.

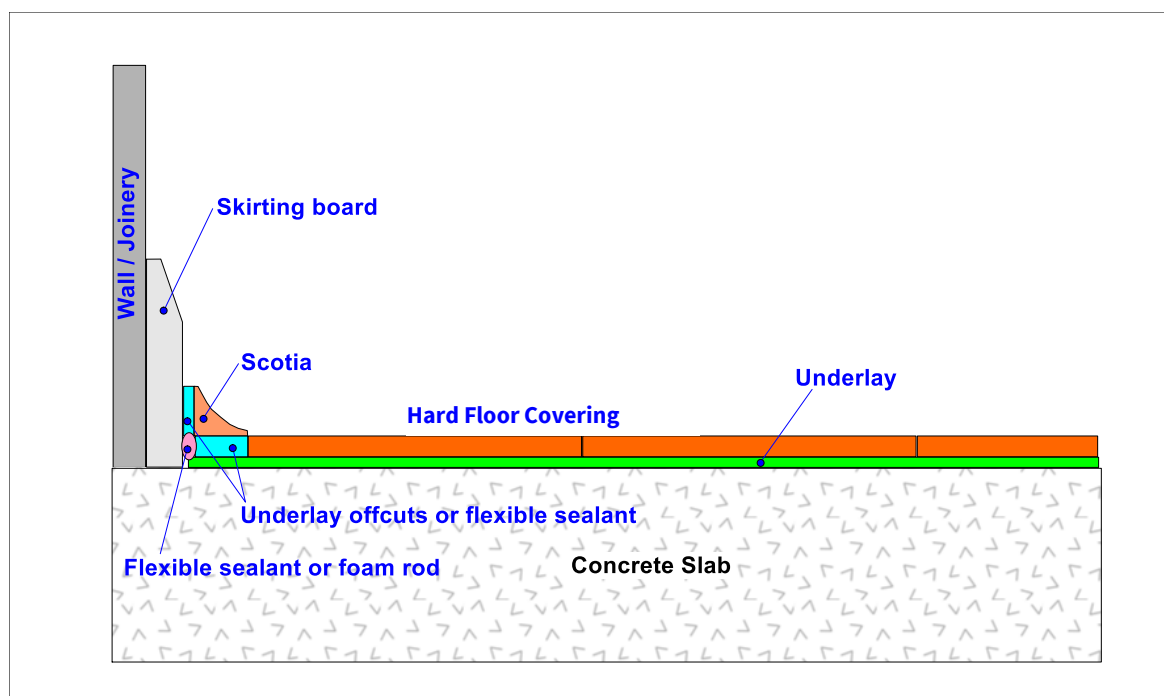


Figure 1. Wall / Joinery details (skirting board & scotia)

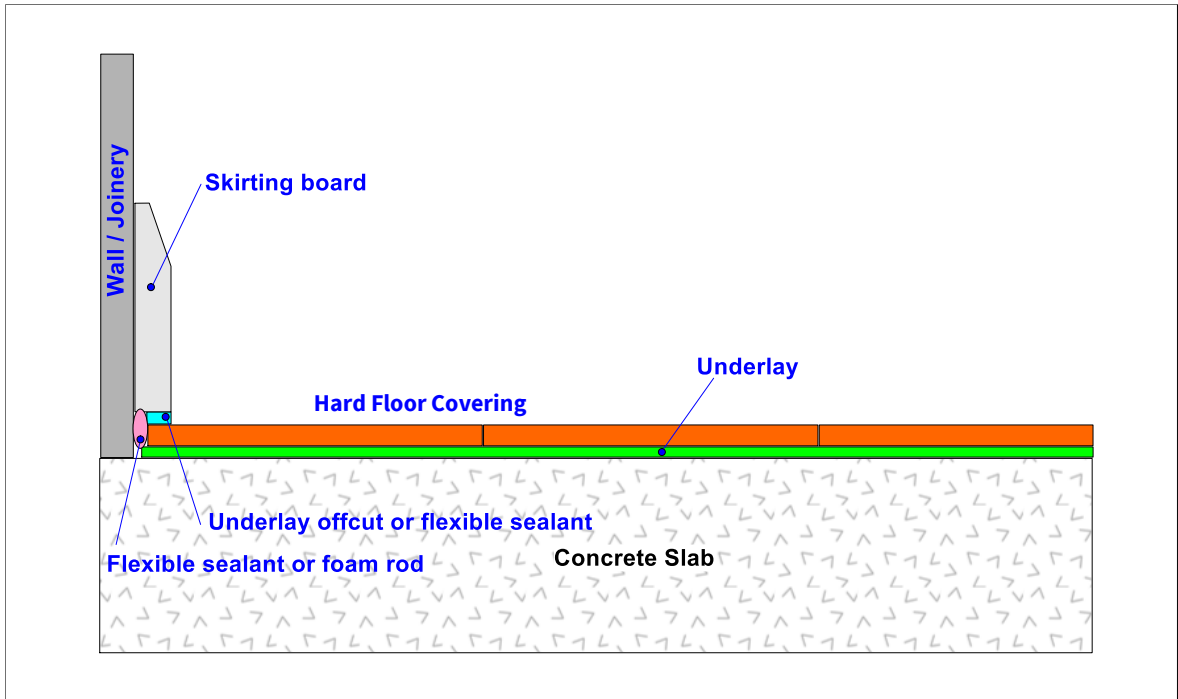


Figure 2. Wall / Joinery details (skirting board)

5.0 CONCLUSION

Koikas Acoustics was requested by Big Panda Flooring Pty Ltd to undertake impact noise tests of the various 8 mm Hybrid Flooring systems. The acoustic performances of various ceiling/floor configurations were calculated and compared against the acoustic requirements of the current BCA and AAAC Star Ratings that are commonly used in Australia.

The calculated acoustic rating of the tested flooring system is summarised and presented in **Table 2** of this report. A detailed test certificate is provided in **Appendix A**.

The acoustic ratings provided in this report are indicative and should be used for comparative purposes only. Acoustical ratings will vary depending on several factors:

- the testing environment/conditions
- materials/structures of the existing ceiling/floor system,
- room volume,
- internal layout and
- workmanship.

Even with the same testing environment/conditions, acoustic ratings would still vary from building to building.

It is recommended that in-situ testing be conducted before any full fit-out as the sub-base ceiling/floor system and the wall junctions could impact the noise transfer to the unit below.

This report should be reproduced in full including the attached Appendix.

Floor covering must not make contact with any walls or joineries (kitchen benches, cupboards etc). During the installation of any hard floor coverings, temporary spaces of 5~10 mm should be used to isolate the floor covering from walls and/or joineries and the resulting gaps should be filled with a suitable mastic type sealant or off-cut of underlay or the equivalent where available. The acoustic integrity could be degraded if the above precautions and treatments are not implemented.



APPENDIX A

**A
P
P
E
N
D
I
X
A**

APPENDIX A

FIELD MEASUREMENTS OF IMPACT SOUND INSULATION OF FLOORS

Date of Test : Monday, 15 July 2024
 Project No. : 6271
 Testing Company : Koikas Acoustics
 Checked by : James Tsevementzis
 Place of Test : Residential Unit in Macquarie Park
 Client : Big Panda Flooring Pty Ltd
 Client Address : -

| Description of Floor System | Name | Thickness (mm) | Density (SI) |
|--------------------------------|------|----------------|--------------|
| Hybrid | | 8 | -- |
| Rubber Underlay | | 3 | -- |
| Concrete Slab | | 200 | -- |
| Suspended Plasterboard Ceiling | | -- | -- |

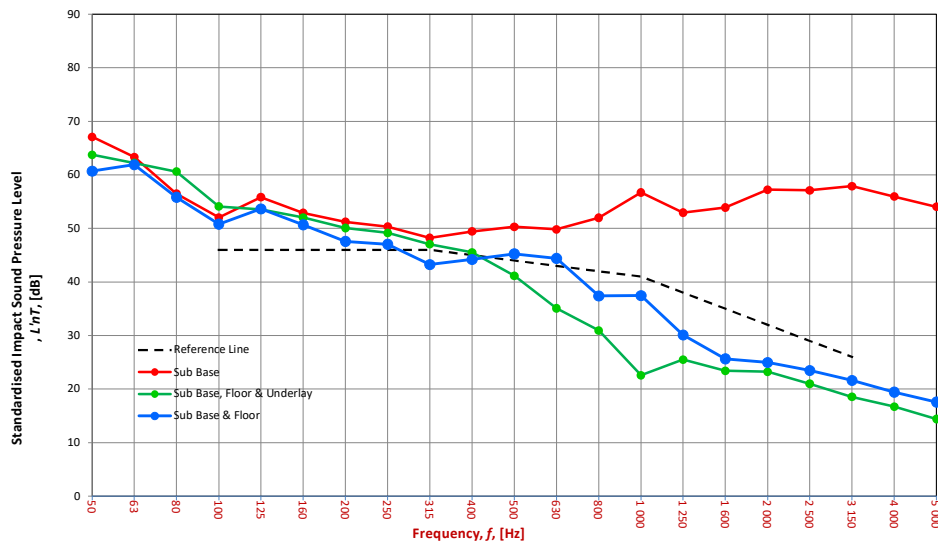
Room Dimensions
 Width : 3.4 m
 Length : 3 m
 Area : 10.20 m²

Sample Dimensions
 Width : 1 m
 Length : 1 m
 Area : 1 m²

| Receiver Rm | Location | Width | Length | Area | Height | Volume |
|-------------|---------------------|-------|--------|-------|--------|--------|
| | Unit directly below | 3.4 | 3 | 10.20 | 2.75 | 28.05 |

| Room Surfaces | | |
|---------------|----------|--------------|
| Walls | Floor | Ceiling |
| Plasterboard | Concrete | Plasterboard |

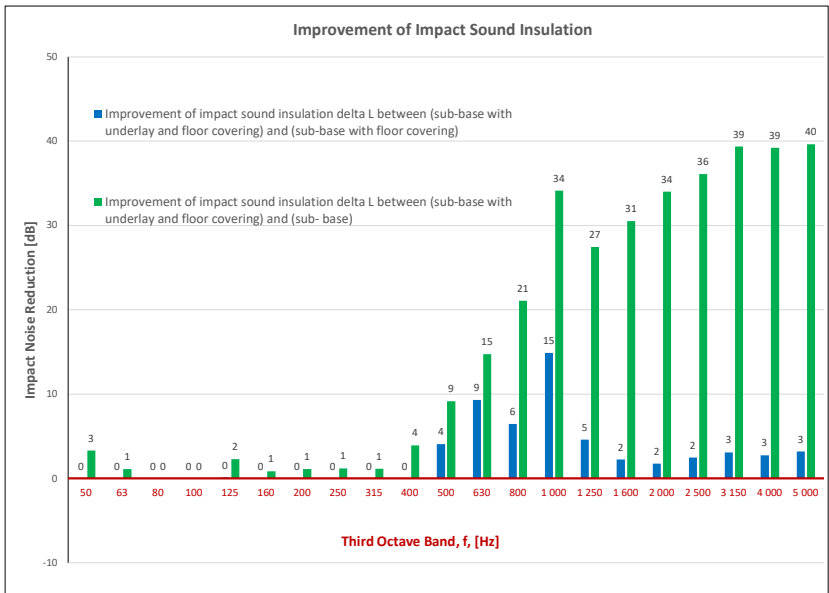
| Frequency f Hz | L'nT (one-third octave) dB | | |
|----------------|----------------------------|----------------|-------------------------|
| | Sub Base | Sub Base Floor | Sub Base Floor Underlay |
| 50 | 67.1 | 60.7 | 63.8 |
| 63 | 63.3 | 61.9 | 62.2 |
| 80 | 56.5 | 55.8 | 60.6 |
| 100 | 52.0 | 50.8 | 54.1 |
| 125 | 55.8 | 53.7 | 53.5 |
| 160 | 52.9 | 50.7 | 52.0 |
| 200 | 51.2 | 47.6 | 50.1 |
| 250 | 50.3 | 47.1 | 49.2 |
| 315 | 48.2 | 43.2 | 47.1 |
| 400 | 49.4 | 44.2 | 45.5 |
| 500 | 50.3 | 45.2 | 41.2 |
| 630 | 49.8 | 44.4 | 35.1 |
| 800 | 52.0 | 37.4 | 30.9 |
| 1000 | 56.7 | 37.5 | 22.6 |
| 1250 | 52.9 | 30.1 | 25.5 |
| 1600 | 53.9 | 25.7 | 23.4 |
| 2000 | 57.3 | 25.0 | 23.2 |
| 2500 | 57.1 | 23.5 | 21.0 |
| 3150 | 57.9 | 21.6 | 18.5 |
| 4000 | 55.9 | 19.4 | 16.7 |
| 5000 | 54.0 | 17.6 | 14.4 |



| Sub Base | | |
|-------------|--------|---------------------|
| L'nT,w | 63 | AS ISO 717.2 - 2004 |
| Ci | -13 | AS ISO 717.2 - 2004 |
| Ci(50-2500) | -8 | AS ISO 717.2 - 2004 |
| Ci(63-2000) | -11 | AS ISO 717.2 - 2004 |
| AAAC★ | 2 Star | AAAC Guideline |
| FIC | 42 | ASTM E1007-14 |

| Sub Base & Floor | | |
|------------------|--------|---------------------|
| L'nT,w | 43 | AS ISO 717.2 - 2004 |
| Ci | 0 | AS ISO 717.2 - 2004 |
| Ci(50-2500) | 8 | AS ISO 717.2 - 2004 |
| Ci(63-2000) | 6 | AS ISO 717.2 - 2004 |
| AAAC★ | 5 Star | AAAC Guideline |
| FIC | 66 | ASTM E1007-14 |

| Sub Base, Floor & Underlay | | |
|----------------------------|--------|---------------------|
| L'nT,w | 44 | AS ISO 717.2 - 2004 |
| Ci | 1 | AS ISO 717.2 - 2004 |
| Ci(50-2500) | 9 | AS ISO 717.2 - 2004 |
| Ci(63-2000) | 7 | AS ISO 717.2 - 2004 |
| AAAC★ | 5 Star | AAAC Guideline |
| FIC | 65 | ASTM E1007-14 |



Definitions of Noise Metrics

FIC:

Field Impact Insulation Class is a single-number rating of how well a floor system attenuates impact type sounds, such as footsteps. Calculated from third-octave band normalised impact sound pressure level data and referenced to 10 m² as described in ASTM E989. The higher the single-number rating, the better its impact insulation performance.

L'nT,w:

The Weighted Standardised Impact Sound Pressure Level when measured in situ referenced to a reverberation time (RT60) of 0.5 seconds. Used by the AAAC to determine their respective Star Rating.

Ci:

Spectrum adaption term is a low frequency correction factor. Typically for massive floors such as concrete, the values are about zero while for timber joist floors Ci is positive because of the low resonant frequencies. Considers frequency range between 100 -and 2500 Hz.

Ci(50-2500):

Same as above, but for the frequency range 50 -2500 Hz.

Ci(125-2000):

Same as above, but for the frequency range 125 -2000 Hz.

| AAAC Star R. | 2 | 3 | 4 | 5 | 6 |
|--------------|--------------|-----------------|---------|----------------|--------------------|
| L'nT,w | 65 | 55 | 50 | 45 | 40 |
| FIC | 45 | 55 | 60 | 65 | 70 |
| Comments | Below BCA 62 | Clearly Audible | Audible | Barely Audible | Normally Inaudible |